



Standard toilet paper dispenser

mediclinics

EN

Standard

Double or triple roll

Ref. PR0781/C/CS

Ref. PR0784/C/CS

OVERVIEW

- Manual wall-mounted toilet paper dispenser.
- It shall have a pair of viewing windows on each side of the body to check the paper level and to guide the spare roll downward.
- Model suitable for public or collective use.
- Wall-mounting screws shall be included.

TECHNICAL DATA

Paper roll diameter	Ø 105-125 mm
Paper roll width	Max. 105 mm
Body and cover thickness	0,8 mm
Weight PR0781-C-CS	1,3 kg
Weight PR0784-C-CS	0,9 kg
Lenght (Dimensions) PR0781-C-CS	380 mm
Lenght (Dimensions) PR0784-C-CS	290 mm
Paper roll Capacity PR0781-C-CS	3 u.
Paper roll Capacity PR0781-C-CS	2 u.



PR0781/PR0784

Steel

White



PR0781C/PR0784C

Stainless Steel AISI 304

Bright



PR0781CS/PR0784CS

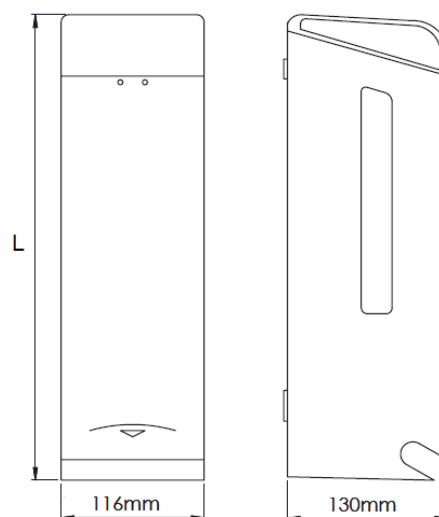
Stainless Steel AISI 304

Satin

COMPONENTS AND MATERIALS

- **Body:** made of a single piece. It shall be mounted to the wall using 3 supplied screws and wall plugs.
- **Cover:** made of a single piece and shall be attached to the body with two rivets.

DIMENSIONS



Mediclinics S.A. reserves the right to make changes or modifications to the products and their specifications without prior notice.



www.mediclinics.com



REVISION:
02-26

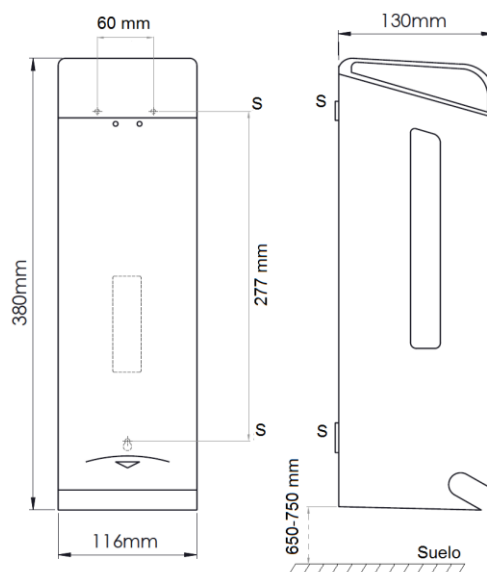
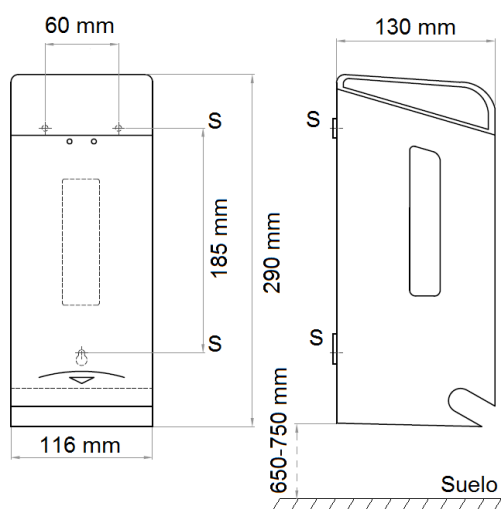
Standard toilet paper dispenser

GUIDE SPECIFICATION

Manual standard toilet paper dispenser for double or triple rolls shall be wall-mounted. The empty dispenser shall weigh 0.9 kg for double rolls or 1.3 kg for triple rolls. The housing shall be made of steel with a white finish, or of AISI 304 stainless steel with a polished or satin finish. The body and the cover shall have a thickness of 0.8 mm. It shall be fixed to the wall using 3 screws and 3 wall plugs. The dispenser shall accommodate toilet paper rolls with a diameter between 105–125 mm and a maximum width of 105 mm.

ASSEMBLY / RECOMMENDED INSTALLATION HEIGHTS

Secure the toilet paper dispenser to the wall at 650–750 mm from the floor to the bottom point, using stainless steel screws and through the holes in its rear mounting plate (holes marked with an “S” in the figure below).



Mediclinics S.A. reserves the right to make changes or modifications to the products and their specifications without prior notice.